



PRELIMINARY REPORT

NEWSLETTER TRANSPLANT

International figures on donation and transplantation
2022



G O D T

Global Observatory on Donation and Transplantation



WHO Collaborating
Centre on Donation
and Transplantation



GOBIERNO
DE ESPAÑA

MINISTERIO
DE SANIDAD



ORGANIZACIÓN
NACIONAL DE
TRASPLANTES



European Directorate
for the Quality
& HealthCare

COUNCIL OF EUROPE



CONSEIL DE L'EUROPE

INTRODUCTION

This report provides preliminary data on activities in 2022, and a comparison of 2022, 2021 and 2020 main data. The report is based on data collected through the Global Observatory on Donation and Transplantation (GODT) and the Newsletter Transplant, managed by the Spanish Organización Nacional de Trasplantes (ONT) as Collaborating Center of the World Health Organization and on behalf of the Council of Europe, respectively.

Data displayed in this report have been reported to ONT before 5 April 2023.

Population data is obtained from the United Nations Population Fund (available at: https://www.unfpa.org/sites/default/files/pub-pdf/EN_SWP22%20report_0.pdf)

The data contained in this report can be consulted and downloaded from the GODT website: <http://www.transplant-observatory.org/export-database/>. The GODT website is continuously updated as data from different countries around the world become available.

DEFINITIONS USED:

ACTUAL DECEASED ORGAN DONOR

A deceased person from whom at least one organ has been recovered for the purpose of transplantation.

ORGAN TRANSPLANT

The transfer (engraftment) of a human organ from a donor to a recipient with the aim of restoring function (s) in the body.

TOTAL TRANSPLANTS (ALL COMBINATIONS INCLUDED)

Total number of transplant procedures of the corresponding organ with or without the simultaneous transplant of a different type of organ(s).

TOTAL NUMBER OF PATIENTS TRANSPLANTED

Total number of patients who have received an organ transplant in any combination. A recipient who has simultaneously received more than one organ (e.g. kidney-liver) is counted as one recipient.

Summary of activities for each country in 2022

N: absolute numbers. Pmp: per million population

Country	Population	Actual Deceased Donors		Kidney transplants		Liver transplants		Heart transplants		Lung transplants		Pancreas transplants		Small Bowel transplants		Total patients transplanted		Total transplants	
		n	pmp	n	pmp	n	pmp	n	pmp	n	pmp	n	pmp	n	pmp	n	pmp	n	pmp
Albania	2.9	0	0.0	13	4.5	0	0.0	0	0.0	0	0.0	0	0.0	0	0.0	13	4.5	13	4.5
Argentina	46.0	767	16.7	1434	31.2	443	9.6	110	2.4	33	0.7	36	0.8	1	0.0	2004	43.6	2056	44.7
Armenia	3.0	0	0.0	22	7.3	2	0.7	0	0.0	0	0.0	0	0.0	0	0.0	24	8.0	24	8.0
Austria	9.1	222	24.4	336	36.9	169	18.6	62	6.8	102	11.2	18	2.0	0	0.0	663	72.9	687	75.5
Bangladesh	167.9	0	0.0	269	1.6	0	0.0	0	0.0	0	0.0	0	0.0	0	0.0	269	1.6	269	1.6
Belgium	11.7	342	29.2	478	40.9	297	25.4	63	5.4	95	8.1	22	1.9	2	0.2	957	81.8	957	81.8
Brazil	215.4	3266	15.2	5029	23.3	2049	9.5	362	1.7	106	0.5	133	0.6			7569	35.1	7679	35.6
Bulgaria	6.8	14	2.1	12	1.8	6	0.9	2	0.3	0	0.0	0	0.0	0	0.0	20	2.9	20	2.9
Chile	19.3	171	8.9	326	16.9	156	8.1	40	2.1	30	1.6	9	0.5	0	0.0	561	29.1	561	29.1
China	1456.8	5628	3.9	12712	8.7	6053	4.2	710	0.5	798	0.5	45	0.0	15	0.0	20244	13.9	20333	14.0
Colombia	51.5	332	6.4	841	16.3	248	4.8	81	1.6	27	0.5	13	0.3	0	0.0	1190	23.1	1210	23.5
Costa Rica	5.2	27	5.2	66	12.7	22	4.2	4	0.8	4	0.8	0	0.0	0	0.0	96	18.5	96	18.5
Croatia	4.1	95	23.2	112	27.3	89	21.7	38	9.3	10	2.4	6	1.5	1	0.2	245	59.8	256	62.4
Cyprus	1.2	4	3.3	16	13.3							0	0.0			16	13.3	16	13.3
Czech Rep.	10.7	298	27.9	520	48.6	180	16.8	81	7.6	54	5.0	31	2.9	1	0.1	867	81.0	867	81.0
Denmark	5.8	84	14.5	242	41.7	46	7.9	27	4.7	23	4.0	3	0.5			338	58.3	341	58.8
Dominican Rep.	11.1	10	0.9	61	5.5	1	0.1	0	0.0	0	0.0	0	0.0	0	0.0	62	5.6	62	5.6
Ecuador	18.1	91	5.0	151	8.3	28	1.5	13	0.7	0	0.0	0	0.0	0	0.0	192	10.6	192	10.6
El Salvador	6.6	0	0.0	35	5.3	0	0.0	0	0.0	0	0.0	0	0.0	0	0.0	35	5.3	35	5.3
Estonia	1.3	25	19.2	34	26.2	9	6.9			3	2.3	4	3.1			46	35.4	50	38.5
Ethiopia	120.8	0	0.0	9	0.1	0	0.0	0	0.0	0	0.0	0	0.0	0	0.0	9	0.1	9	0.1
Finland	5.6	114	20.4	250	44.6	62	11.1	19	3.4	20	3.6	20	3.6	0	0.0	350	62.5	371	66.3
France	65.6	1694	25.8	3377	51.5	1294	19.7	419	6.4	342	5.2	70	1.1	1	0.0	5314	81.0	5503	83.9

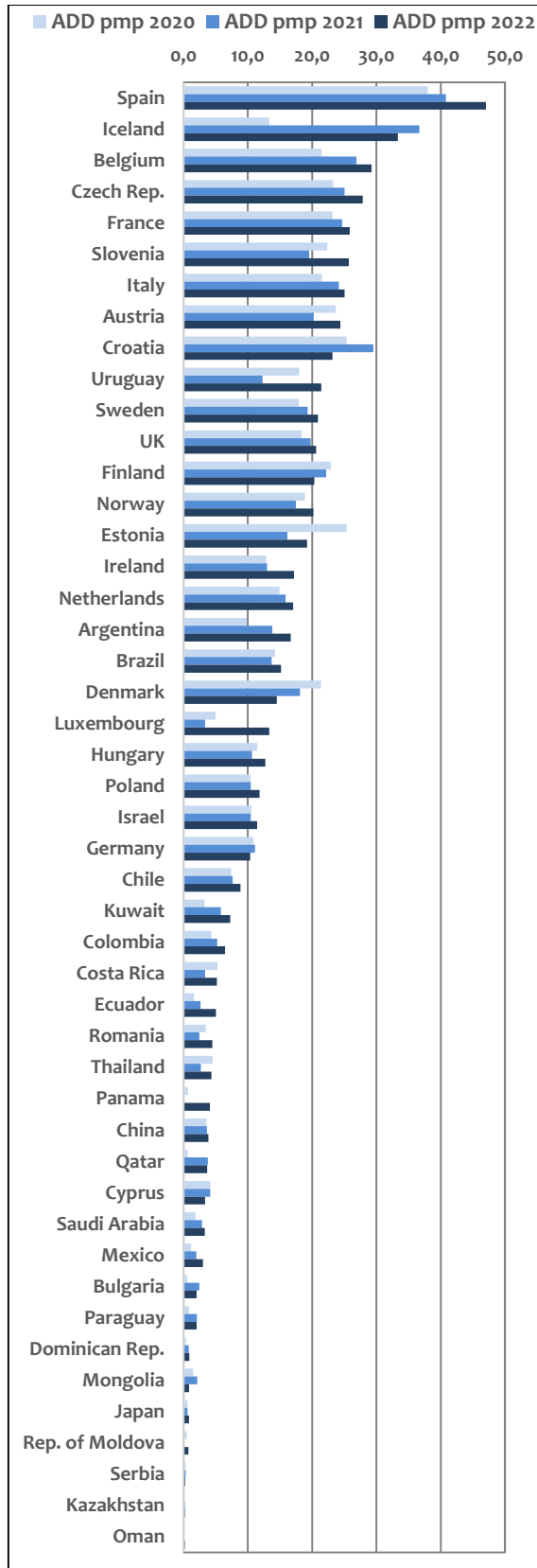
2022 GLOBAL DATA ON DONATION AND TRANSPLANTATION - PRELIMINARY REPORT

Country	Population	Actual Deceased Donors		Kidney transplants		Liver transplants		Heart transplants		Lung transplants		Pancreas transplants		Small Bowel transplants		Total patients transplanted		Total transplants	
		n	pmp	n	pmp	n	pmp	n	pmp	n	pmp	n	pmp	n	pmp	n	pmp	n	pmp
Georgia	4.0	0	0.0	34	8.5	11	2.8	0	0.0	0	0.0	0	0.0	0	0.0	45	11.3	45	11.3
Germany	83.9	869	10.4	1966	23.4	748	8.9	356	4.2	254	3.0	44	0.5	2	0.0	3311	39.5	3370	40.2
Hungary	9.6	122	12.7	246	25.6	67	7.0	40	4.2	12	1.3	4	0.4	0	0.0	360	37.5	369	38.4
Iceland	0.3	10	33.3	8	26.7											8	26.7	8	26.7
Ireland	5.0	86	17.2	163	32.6	51	10.2	10	2.0	18	3.6	8	1.6	0	0.0	245	49.0	250	50.0
Israel	8.9	102	11.5	468	52.6	99	11.1	32	3.6	61	6.9	3	0.3	0	0.0	656	73.7	663	74.5
Italy	60.3	1509	25.0	2037	33.8	1474	24.4	254	4.2	138	2.3	38	0.6	1	0.0	3886	64.4	3942	65.4
Jamaica	3.0	0	0.0	2	0.7	2	0.7	0	0.0	0	0.0	0	0.0	0	0.0	2	0.7	4	1.3
Japan	125.6	108	0.9	1656	13.2	406	3.2	79	0.6	108	0.9	30	0.2	5	0.0	2247	17.9	2284	18.2
Kazakhstan	19.2	4	0.2	176	9.2	43	2.2	4	0.2	3	0.2	0	0.0	0	0.0	226	11.8	226	11.8
Kenya	56.2	0	0.0	55	1.0	0	0.0	0	0.0	0	0.0	0	0.0	0	0.0	55	1.0	55	1.0
Kuwait	4.4	32	7.3	99	22.5	0	0.0	1	0.2	0	0.0	0	0.0	0	0.0	100	22.7	100	22.7
Luxembourg	0.6	8	13.3	0	0.0	0	0.0	0	0.0	0	0.0	0	0.0	0	0.0	0	0.0	0	0.0
Mexico	131.6	398	3.0	2713	20.6	238	1.8	42	0.3	11	0.1	2	0.0	0	0.0	3000	22.8	3006	22.8
Mongolia	3.4	3	0.9	40	11.8	75	22.1	0	0.0	0	0.0	0	0.0	0	0.0	115	33.8	115	33.8
Netherlands	17.2	293	17.0	1008	58.6	211	12.3	51	3.0	122	7.1	26	1.5	1	0.1	1402	81.5	1419	82.5
Norway	5.5	111	20.2	229	41.6	92	16.7	30	5.5	31	5.6	4	0.7			381	69.3	386	70.2
Oman	5.3	1	0.2	11	2.1	10	1.9	0	0.0	0	0.0	0	0.0	0	0.0	21	4.0	21	4.0
Panama	4.4	18	4.1	35	8.0	10	2.3	1	0.2	0	0.0	0	0.0	0	0.0	46	10.5	46	10.5
Paraguay	7.3	15	2.1	32	4.4	0	0.0	6	0.8	0	0.0	0	0.0	0	0.0	38	5.2	38	5.2
Poland	37.7	445	11.8	874	23.2	362	9.6	173	4.6	93	2.5	18	0.5	0	0.0	1495	39.7	1520	40.3
Qatar	3.0	11	3.7	53	17.7	8	2.7	0	0.0	2	0.7	0	0.0	0	0.0	63	21.0	63	21.0
Rep. of Moldova	4.0	3	0.8	3	0.8	7	1.8									10	2.5	10	2.5
Romania	19.0	85	4.5	230	12.1	75	3.9	7	0.4	2	0.1	0	0.0	0	0.0	314	16.5	314	16.5
Saudi Arabia	35.8	118	3.3	1160	32.4	440	12.3	41	1.1	38	1.1	14	0.4	5	0.1	1684	47.0	1698	47.4

2022 GLOBAL DATA ON DONATION AND TRANSPLANTATION - PRELIMINARY REPORT

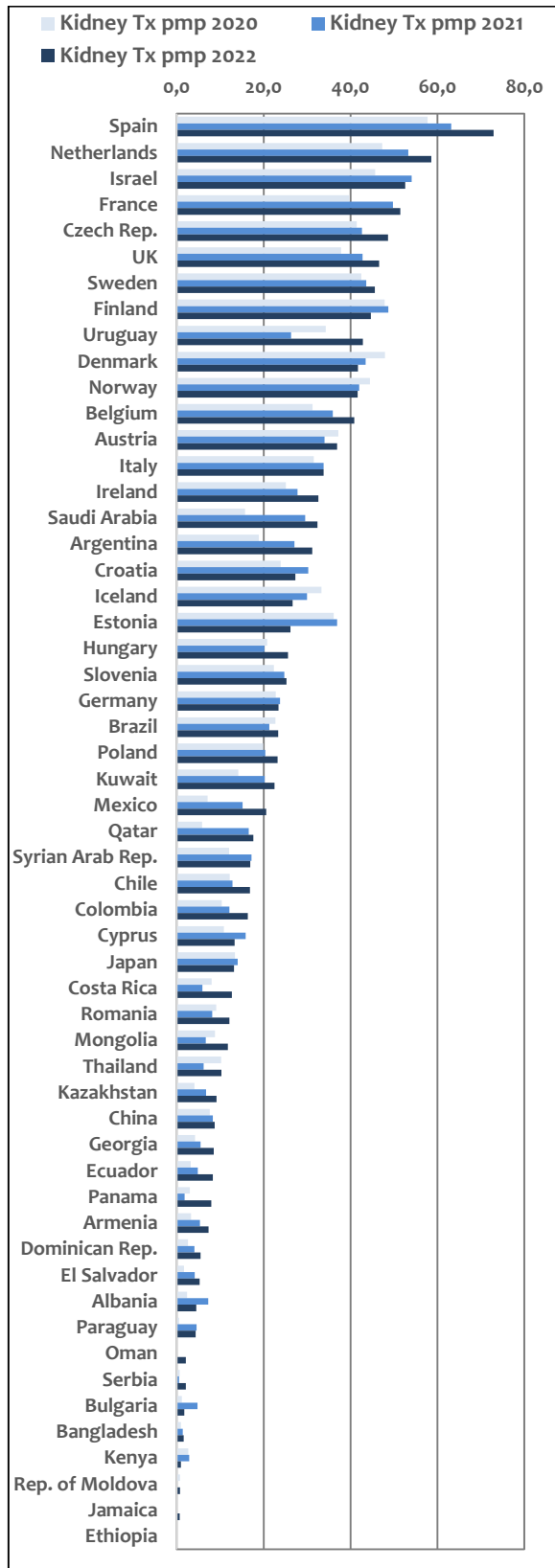
Country	Population	Actual Deceased Donors		Kidney transplants		Liver transplants		Heart transplants		Lung transplants		Pancreas transplants		Small Bowel transplants		Total patients transplanted		Total transplants	
		n	pmp	n	pmp	n	pmp	n	pmp	n	pmp	n	pmp	n	pmp	n	pmp	n	pmp
Serbia	8.7	2	0.2	18	2.1	0	0.0	0	0.0	0	0.0	0	0.0	0	0.0	19	2.2	18	2.1
Slovenia	2.1	54	25.7	53	25.2	18	8.6	29	13.8	10	4.8	1	0.5			107	51.0	111	52.9
Spain	46.7	2196	47.0	3404	72.9	1159	24.8	311	6.7	415	8.9	92	2.0	4	0.1	5251	112.4	5385	115.3
Sweden	10.2	213	20.9	465	45.6	166	16.3	55	5.4	50	4.9	18	1.8	1	0.1	733	71.9	755	74.0
Syrian Arab Rep.	19.4	0	0.0	329	17.0	0	0.0	0	0.0	0	0.0	0	0.0	0	0.0	329	17.0	329	17.0
Thailand	70.1	303	4.3	722	10.3	147	2.1	31	0.4	0	0.0	4	0.1	0	0.0	894	12.8	904	12.9
United Kingdom	68.5	1413	20.6	3192	46.6	922	13.5	202	2.9	95	1.4	146	2.1	24	0.4	4453	65.0	4581	66.9
Uruguay	3.5	75	21.4	150	42.9	25	7.1	8	2.3	4	1.1	0	0.0	0	0.0	184	52.6	187	53.4

Deceased Donation



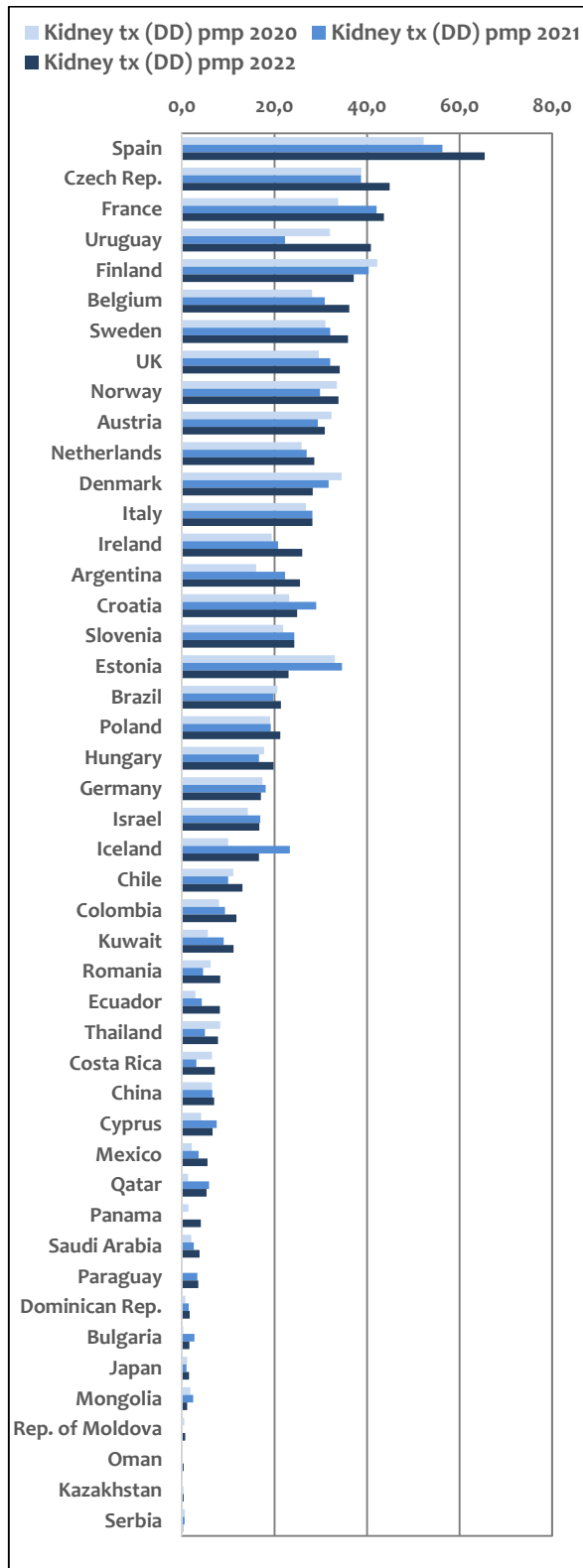
COUNTRY	2020		2021		2022	
	N	PMP	N	PMP	N	PMP
Argentina	444	9.8	630	13.8	767	16.7
Austria	213	23.7	182	20.2	222	24.4
Belgium	249	21.5	312	26.9	342	29.2
Brazil	3027	14.2	2937	13.7	3266	15.2
Bulgaria	4	0.6	17	2.5	14	2.1
Chile	141	7.4	147	7.7	171	8.9
China	5222	3.6	5272	3.6	5628	3.9
Colombia	222	4.4	268	5.2	332	6.4
Costa Rica	27	5.3	17	3.3	27	5.2
Croatia	104	25.4	121	29.5	95	23.2
Cyprus	5	4.2	5	4.2	4	3.3
Czech Rep.	249	23.3	268	25.0	298	27.9
Denmark	124	21.4	105	18.1	84	14.5
Dominican Rep.	4	0.4	9	0.8	10	0.9
Ecuador	29	1.6	47	2.6	91	5.0
Estonia	33	25.4	21	16.2	25	19.2
Finland	126	22.9	122	22.2	114	20.4
France	1512	23.2	1614	24.7	1694	25.8
Germany	913	10.9	933	11.1	869	10.4
Hungary	111	11.4	102	10.6	122	12.7
Iceland	4	13.3	11	36.7	10	33.3
Ireland	63	12.9	65	13.0	86	17.2
Israel	92	10.6	92	10.5	102	11.5
Italy	1303	21.5	1458	24.1	1509	25.0
Japan	77	0.6	78	0.6	108	0.9
Kazakhstan	2	0.1	4	0.2	4	0.2
Kuwait	14	3.3	25	5.8	32	7.3
Luxembourg	3	5.0	2	3.3	8	13.3
Mexico	152	1.2	260	2.0	398	3.0
Mongolia	5	1.5	7	2.1	3	0.9
Netherlands	255	14.9	273	15.9	293	17.0
Norway	102	18.9	96	17.5	111	20.2
Oman	0	0.0	0	0.0	1	0.2
Panama	3	0.7	0	0.0	18	4.1
Paraguay	6	0.8	15	2.1	15	2.1
Poland	393	10.4	396	10.5	445	11.8
Qatar	2	0.7	11	3.8	11	3.7
Rep. of Moldova	2	0.5	0	0.0	3	0.8
Romania	66	3.4	47	2.5	85	4.5
Saudi Arabia	65	1.9	102	2.9	118	3.3
Serbia	3	0.3	3	0.3	2	0.2
Slovenia	47	22.4	41	19.5	54	25.7
Spain	1777	38.0	1905	40.8	2196	47.0
Sweden	181	17.9	197	19.3	213	20.9
Thailand	315	4.5	190	2.7	303	4.3
UK	1248	18.4	1350	19.8	1413	20.6
Uruguay	63	18.0	43	12.3	75	21.4

Kidney transplants



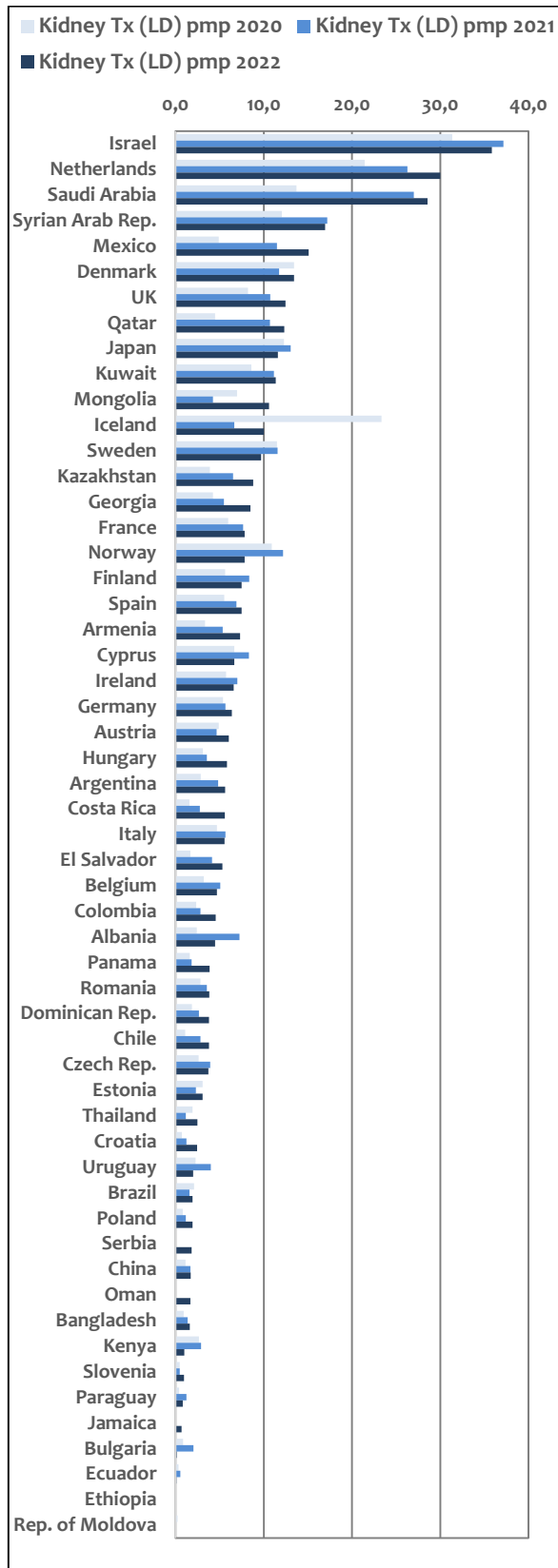
COUNTRY	2020		2021		2022	
	N	PMP	N	PMP	N	PMP
Albania	7	2.4	21	7.2	13	4.5
Argentina	854	18.9	1237	27.1	1434	31.2
Armenia	10	3.3	16	5.3	22	7.3
Austria	335	37.2	306	34.0	336	36.9
Bangladesh	155	0.9	228	1.4	269	1.6
Belgium	363	31.3	417	35.9	478	40.9
Brazil	4830	22.7	4559	21.3	5029	23.3
Bulgaria	8	1.2	33	4.8	12	1.8
Chile	233	12.2	246	12.8	326	16.9
China	11037	7.6	12039	8.3	12712	8.7
Colombia	526	10.3	623	12.1	841	16.3
Costa Rica	41	8.0	30	5.9	66	12.7
Croatia	98	23.9	124	30.2	112	27.3
Cyprus	13	10.8	19	15.8	16	13.3
Czech Rep.	443	41.4	456	42.6	520	48.6
Denmark	278	47.9	252	43.4	242	41.7
Dominican Rep.	28	2.6	45	4.1	61	5.5
Ecuador	57	3.2	87	4.9	151	8.3
El Salvador	11	1.7	27	4.2	35	5.3
Estonia	47	36.2	48	36.9	34	26.2
Ethiopia	8	0.1	0	0.0	9	0.1
Finland	263	47.8	268	48.7	250	44.6
France	2595	39.7	3252	49.7	3377	51.5
Georgia	17	4.3	22	5.5	34	8.5
Germany	1909	22.8	1992	23.7	1966	23.4
Hungary	202	20.8	194	20.2	246	25.6
Iceland	10	33.3	9	30.0	8	26.7
Ireland	123	25.1	139	27.8	163	32.6
Israel	397	45.6	476	54.1	468	52.6
Italy	1907	31.5	2043	33.8	2037	33.8
Jamaica			0	0.0	2	0.7
Japan	1697	13.4	1772	14.1	1656	13.2
Kazakhstan	77	4.1	129	6.8	176	9.2
Kenya	142	2.6	160	2.9	55	1.0
Kuwait	61	14.2	87	20.2	99	22.5
Mexico	913	7.1	1974	15.1	2713	20.6
Mongolia	29	8.8	22	6.7	40	11.8
Thailand	809	47.3	916	53.3	1008	58.6
Netherlands	240	44.4	231	42.0	229	41.6
Norway	240	44.4	231	42.0	229	41.6
Oman	0	0.0	0	0.0	11	2.1
Panama	13	3.0	8	1.8	35	8.0
Paraguay	4	0.6	33	4.6	32	4.4
Poland	751	19.9	770	20.4	874	23.2
Qatar	17	5.9	48	16.6	53	17.7
Rep. of Moldova	3	0.8	0	0.0	3	0.8
Romania	174	9.1	156	8.2	230	12.1
Saudi Arabia	547	15.7	1044	29.6	1160	32.4
Serbia	6	0.7	5	0.6	18	2.1
Slovenia	47	22.4	52	24.8	53	25.2
Spain	2702	57.7	2950	63.2	3404	72.9
Sweden	429	42.5	445	43.6	465	45.6
Syrian Arab Rep.	211	12.1	315	17.2	329	17.0
Thailand	712	10.2	432	6.2	722	10.3
UK	2567	37.8	2917	42.8	3192	46.6
Uruguay	120	34.3	92	26.3	150	42.9

Kidney transplants (from Deceased Donors)



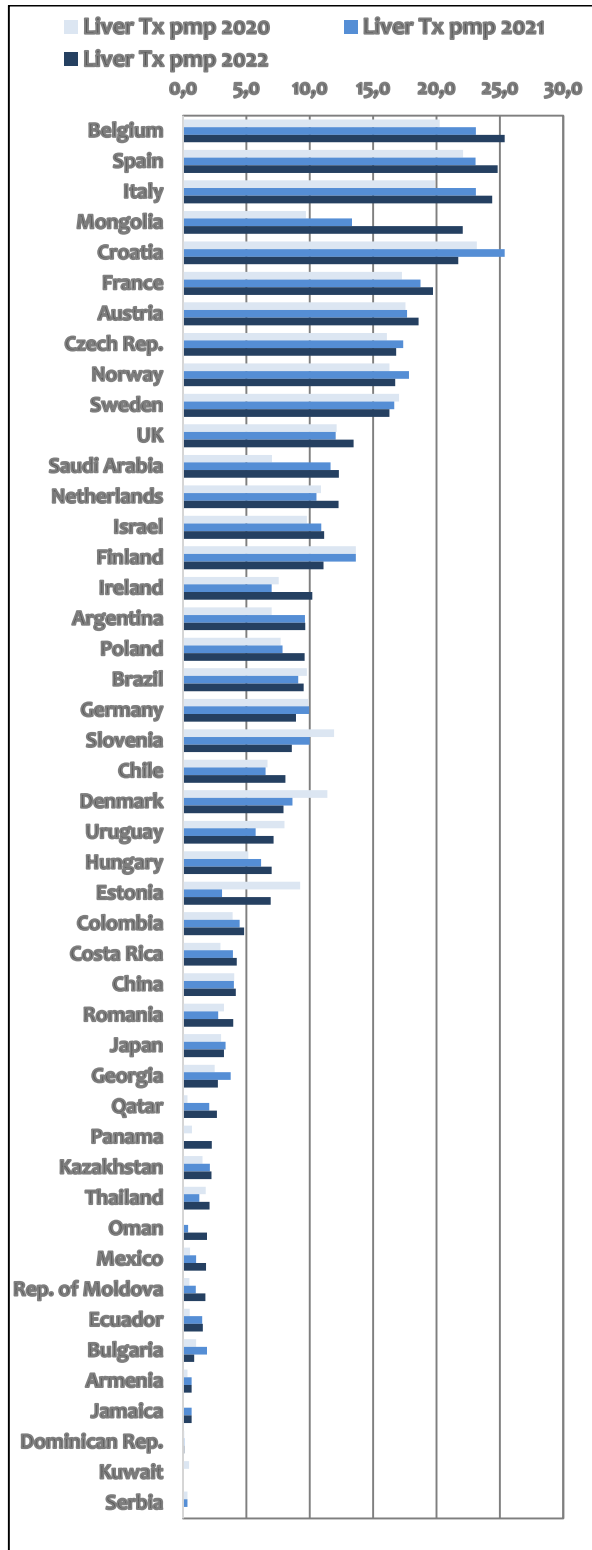
COUNTRY	2020		2021		2022	
	N	PMP	N	PMP	N	PMP
Argentina	724	16.0	1016	22.3	1175	25.5
Austria	291	32.3	264	29.3	281	30.9
Belgium	326	28.1	358	30.9	423	36.2
Brazil	4385	20.6	4222	19.7	4611	21.4
Bulgaria	2	0.3	19	2.8	11	1.6
Chile	212	11.1	192	10.0	253	13.1
China	9399	6.5	9577	6.6	10187	7.0
Colombia	406	8.0	478	9.3	607	11.8
Costa Rica	33	6.5	16	3.1	37	7.1
Croatia	95	23.2	119	29.0	102	24.9
Cyprus	5	4.2	9	7.5	8	6.7
Czech Rep.	415	38.8	414	38.7	480	44.9
Denmark	200	34.5	184	31.7	164	28.3
Dominican Rep.	8	0.7	16	1.5	19	1.7
Ecuador	51	2.9	77	4.3	149	8.2
Estonia	43	33.1	45	34.6	30	23.1
Finland	232	42.2	222	40.4	208	37.1
France	2205	33.8	2750	42.0	2863	43.6
Germany	1459	17.4	1517	18.1	1431	17.1
Hungary	172	17.7	160	16.7	190	19.8
Iceland	3	10.0	7	23.3	5	16.7
Ireland	95	19.4	104	20.8	130	26.0
Israel	124	14.3	149	16.9	149	16.7
Italy	1623	26.8	1702	28.2	1703	28.2
Japan	141	1.1	125	1.0	198	1.6
Kazakhstan	4	0.2	5	0.3	7	0.4
Kuwait	24	5.6	39	9.1	49	11.1
Mexico	283	2.2	475	3.6	725	5.5
Mongolia	6	1.8	8	2.4	4	1.2
Netherlands	442	25.8	464	27.0	492	28.6
Norway	181	33.5	164	29.8	186	33.8
Oman	0	0.0	0	0.0	2	0.4
Panama	6	1.4	0	0.0	18	4.1
Paraguay	1	0.1	24	3.3	26	3.6
Poland	720	19.0	726	19.2	801	21.2
Qatar	4	1.4	17	5.9	16	5.3
Rep. of Moldova	2	0.5	0	0.0	3	0.8
Romania	120	6.3	88	4.6	157	8.3
Saudi Arabia	70	2.0	91	2.6	138	3.9
Slovenia	46	21.9	51	24.3	51	24.3
Spain	2443	52.2	2627	56.3	3054	65.4
Sweden	313	31.0	327	32.1	366	35.9
Thailand	578	8.3	351	5.0	547	7.8
UK	2009	29.6	2184	32.0	2338	34.1
Uruguay	112	32.0	78	22.3	143	40.9

Kidney transplants (from Living Donors)



COUNTRY	2020		2021		2022	
	N	PMP	N	PMP	N	PMP
Albania	7	2.4	21	7.2	13	4.5
Argentina	130	2.9	221	4.8	259	5.6
Armenia	10	3.3	16	5.3	22	7.3
Austria	44	4.9	42	4.7	55	6.0
Bangladesh	155	0.9	228	1.4	269	1.6
Belgium	37	3.2	59	5.1	55	4.7
Brazil	445	2.1	337	1.6	418	1.9
Bulgaria	6	0.9	14	2.0	1	0.1
Chile	21	1.1	54	2.8	73	3.8
China	1638	1.1	2462	1.7	2525	1.7
Colombia	120	2.4	145	2.8	234	4.5
Costa Rica	8	1.6	14	2.7	29	5.6
Croatia	3	0.7	5	1.2	10	2.4
Cyprus	8	6.7	10	8.3	8	6.7
Czech Rep.	28	2.6	42	3.9	40	3.7
Denmark	78	13.4	68	11.7	78	13.4
Dominican Rep.	20	1.9	29	2.6	42	3.8
Ecuador	6	0.3	10	0.6	2	0.1
El Salvador	11	1.7	27	4.2	35	5.3
Estonia	4	3.1	3	2.3	4	3.1
Ethiopia	8	0.1	0	0.0	9	0.1
Finland	31	5.6	46	8.4	42	7.5
France	390	6.0	502	7.7	514	7.8
Georgia	17	4.3	22	5.5	34	8.5
Germany	450	5.4	475	5.7	535	6.4
Hungary	30	3.1	34	3.5	56	5.8
Iceland	7	23.3	2	6.7	3	10.0
Ireland	28	5.7	35	7.0	33	6.6
Israel	273	31.4	327	37.2	319	35.8
Italy	284	4.7	341	5.6	334	5.5
Jamaica			0	0.0	2	0.7
Japan	1556	12.3	1647	13.1	1458	11.6
Kazakhstan	73	3.9	124	6.5	169	8.8
Kenya	142	2.6	160	2.9	55	1.0
Kuwait	37	8.6	48	11.2	50	11.4
Luxembourg					0	0.0
Mexico	630	4.9	1499	11.5	1988	15.1
Mongolia	23	7.0	14	4.2	36	10.6
Netherlands	367	21.5	452	26.3	516	30.0
Norway	59	10.9	67	12.2	43	7.8
Oman	0	0.0	0	0.0	9	1.7
Panama	7	1.6	8	1.8	17	3.9
Paraguay	3	0.4	9	1.3	6	0.8
Poland	31	0.8	44	1.2	73	1.9
Qatar	13	4.5	31	10.7	37	12.3
Rep. of Moldova	1	0.3	0	0.0	0	0.0
Romania	54	2.8	68	3.6	73	3.8
Saudi Arabia	477	13.7	953	27.0	1022	28.5
Serbia	0	0.0	0	0.0	16	1.8
Slovenia	1	0.5	1	0.5	2	1.0
Spain	259	5.5	323	6.9	350	7.5
Sweden	116	11.5	118	11.6	99	9.7
Syrian Arab Rep.	211	12.1	315	17.2	329	17.0
Thailand	134	1.9	81	1.2	175	2.5
UK	558	8.2	733	10.7	854	12.5
Uruguay	8	2.3	14	4.0	7	2.0

Liver transplants



COUNTRY	2020		2021		2022	
	N	PMP	N	PMP	N	PMP
Argentina	316	7.0	438	9.6	443	9.6
Armenia	1	0.3	2	0.7	2	0.7
Austria	158	17.6	159	17.7	169	18.6
Belgium	235	20.3	268	23.1	297	25.4
Brazil	2075	9.8	1944	9.1	2049	9.5
Bulgaria	7	1.0	13	1.9	6	0.9
Chile	127	6.6	125	6.5	156	8.1
China	5842	4.0	5834	4.0	6053	4.2
Colombia	199	3.9	229	4.5	248	4.8
Costa Rica	15	2.9	20	3.9	22	4.2
Croatia	95	23.2	104	25.4	89	21.7
Czech Rep.	172	16.1	186	17.4	180	16.8
Denmark	66	11.4	50	8.6	46	7.9
Dominican Rep.	1	0.1	1	0.1	1	0.1
Ecuador	9	0.5	27	1.5	28	1.5
Estonia	12	9.2	4	3.1	9	6.9
Finland	75	13.6	75	13.6	62	11.1
France	1128	17.3	1225	18.7	1294	19.7
Georgia	10	2.5	15	3.8	11	2.8
Germany	826	9.9	834	9.9	748	8.9
Hungary	50	5.2	59	6.1	67	7.0
Ireland	37	7.6	35	7.0	51	10.2
Israel	85	9.8	96	10.9	99	11.1
Italy	1202	19.9	1396	23.1	1474	24.4
Jamaica			2	0.7	2	0.7
Japan	380	3.0	421	3.3	406	3.2
Kazakhstan	29	1.5	40	2.1	43	2.2
Kuwait	2	0.5	0	0.0	0	0.0
Mexico	72	0.6	135	1.0	238	1.8
Mongolia	32	9.7	44	13.3	75	22.1
Netherlands	186	10.9	181	10.5	211	12.3
Norway	88	16.3	98	17.8	92	16.7
Oman	0	0.0	2	0.4	10	1.9
Panama	3	0.7	0	0.0	10	2.3
Poland	291	7.7	297	7.9	362	9.6
Qatar	1	0.3	6	2.1	8	2.7
Rep. of Moldova	2	0.5	4	1.0	7	1.8
Romania	62	3.2	53	2.8	75	3.9
Saudi Arabia	244	7.0	411	11.6	440	12.3
Serbia	3	0.3	3	0.3	0	0.0
Slovenia	25	11.9	21	10.0	18	8.6
Spain	1034	22.1	1078	23.1	1159	24.8
Sweden	172	17.0	170	16.7	166	16.3
Thailand	125	1.8	89	1.3	147	2.1
UK	823	12.1	821	12.0	922	13.5
Uruguay	28	8.0	20	5.7	25	7.1

Liver transplants (from Deceased Donors)



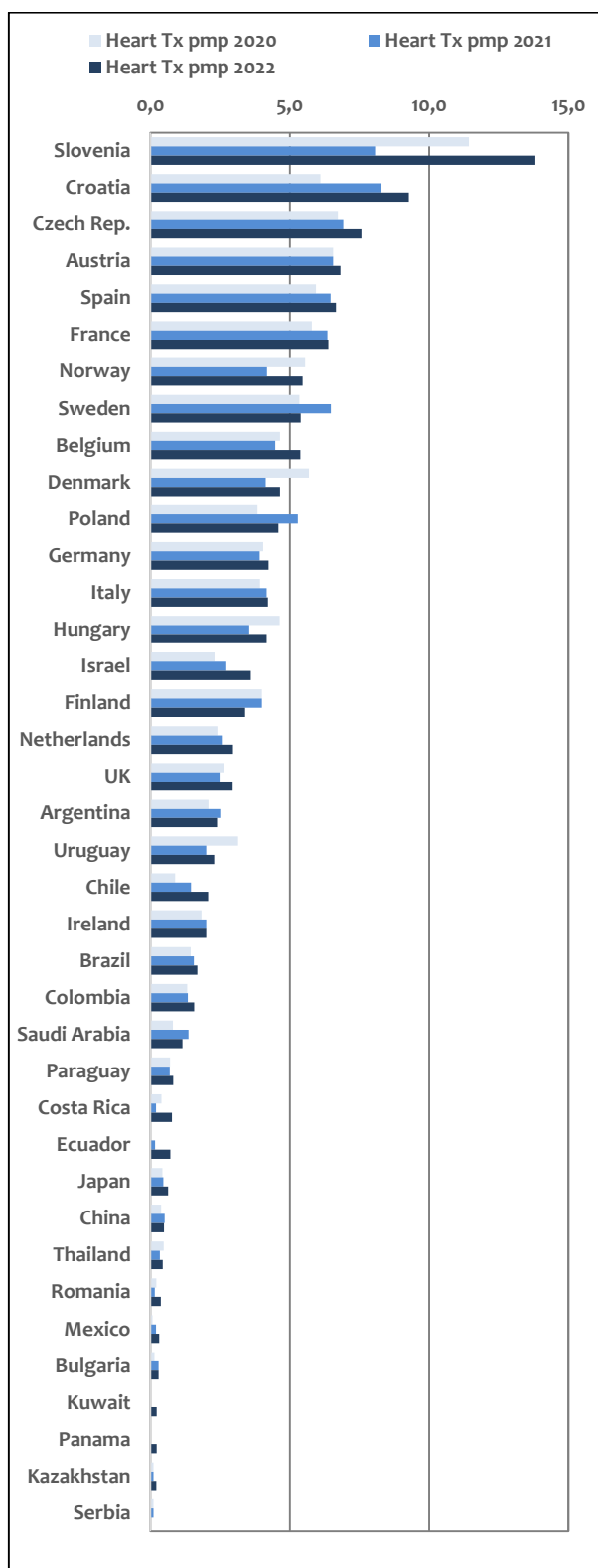
COUNTRY	2020		2021		2022	
	N	PMP	N	PMP	N	PMP
Argentina	286	6.3	397	8.7	384	8.3
Austria	150	16.7	150	16.7	167	18.4
Belgium	214	18.4	247	21.3	269	23.0
Brazil	1933	9.1	1893	8.8	1988	9.2
Bulgaria	2	0.3	13	1.9	6	0.9
Chile	104	5.4	110	5.7	133	6.9
China	4954	3.4	5011	3.4	5299	3.6
Colombia	128	2.5	160	3.1	173	3.4
Costa Rica	14	2.7	15	2.9	20	3.8
Croatia	94	22.9	104	25.4	89	21.7
Czech Rep.	172	16.1	185	17.3	171	16.0
Denmark	63	10.9	49	8.4	46	7.9
Dominican Rep.	1	0.1	1	0.1	1	0.1
Ecuador	9	0.5	27	1.5	28	1.5
Estonia	12	9.2	4	3.1	9	6.9
Finland	75	13.6	75	13.6	62	11.1
France	112	17.0	1204	18.4	1269	19.3
Germany	774	9.2	780	9.3	706	8.4
Hungary	50	5.2	59	6.1	67	7.0
Ireland	37	7.6	35	7.0	51	10.2
Israel	72	8.3	87	9.9	91	10.2
Italy	1182	19.5	1359	22.5	1440	23.9
Japan	63	0.5	60	0.5	86	0.7
Kazakhstan	1	0.1	3	0.2	2	0.1
Kuwait	2	0.5	0	0.0	0	0.0
Mexico	62	0.5	124	1.0	218	1.7
Mongolia	4	1.2	7	2.1	2	0.6
Netherlands	162	9.5	152	8.8	185	10.8
Norway	88	16.3	97	17.6	91	16.5
Panama	3	0.7	0	0.0	10	2.3
Poland	263	7.0	277	7.3	334	8.9
Qatar	1	0.3	6	2.1	5	1.7
Rep. of Moldova	1	0.3	0	0.0	3	0.8
Romania	53	2.8	42	2.2	71	3.7
Saudi Arabia	51	1.5	56	1.6	66	1.8
Serbia	3	0.3	3	0.3	0	0.0
Slovenia	25	11.9	21	10.0	18	8.6
Spain	1023	21.9	1077	23.1	1154	24.7
Sweden	171	16.9	169	16.6	166	16.3
Thailand	94	1.3	57	0.8	105	1.5
UK	801	11.8	800	11.7	890	13.0
Uruguay	27	7.7	20	5.7	25	7.1

Liver transplants (from Living Donors)



COUNTRY	2020		2021		2022	
	N	PMP	N	PMP	N	PMP
Argentina	30	0.7	40	0.9	59	1.3
Armenia	1	0.3	2	0.7	2	0.7
Austria	8	0.9	9	1.0	2	0.2
Belgium	21	1.8	21	1.8	28	2.4
Brazil	141	0.7	50	0.2	61	0.3
Bulgaria	5	0.7	0	0.0	0	0.0
Chile	23	1.2	15	0.8	23	1.2
China	874	0.6	811	0.6	749	0.5
Colombia	71	1.4	69	1.3	75	1.5
Costa Rica	1	0.2	5	1.0	2	0.4
Croatia	1	0.2	0	0.0	0	0.0
Czech Rep.	0	0.0	0	0.0	8	0.7
Denmark	3	0.5	1	0.2	0	0.0
France	15	0.2	20	0.3	25	0.4
Georgia	10	2.5	15	3.8	11	2.8
Germany	52	0.6	54	0.6	41	0.5
Israel	13	1.5	9	1.0	7	0.8
Italy	19	0.3	36	0.6	34	0.6
Jamaica			2	0.7	2	0.7
Japan	316	2.5	361	2.9	320	2.5
Kazakhstan	28	1.5	37	1.9	41	2.1
Mexico	10	0.1	11	0.1	20	0.2
Mongolia	28	8.5	37	11.2	73	21.5
Netherlands	24	1.4	28	1.6	26	1.5
Norway	0	0.0	1	0.2	1	0.2
Oman	0	0.0	2	0.4	10	1.9
Poland	28	0.7	20	0.5	28	0.7
Qatar	0	0.0	0	0.0	3	1.0
Rep. of Moldova	1	0.3	4	1.0	4	1.0
Romania	9	0.5	11	0.6	4	0.2
Saudi Arabia	193	5.5	355	10.1	374	10.4
Spain	11	0.2	1	0.0	5	0.1
Sweden	0	0.0	1	0.1	0	0.0
Thailand	31	0.4	32	0.5	42	0.6
UK	22	0.3	21	0.3	32	0.5
Uruguay	1	0.3	0	0.0	0	0.0

Heart transplants



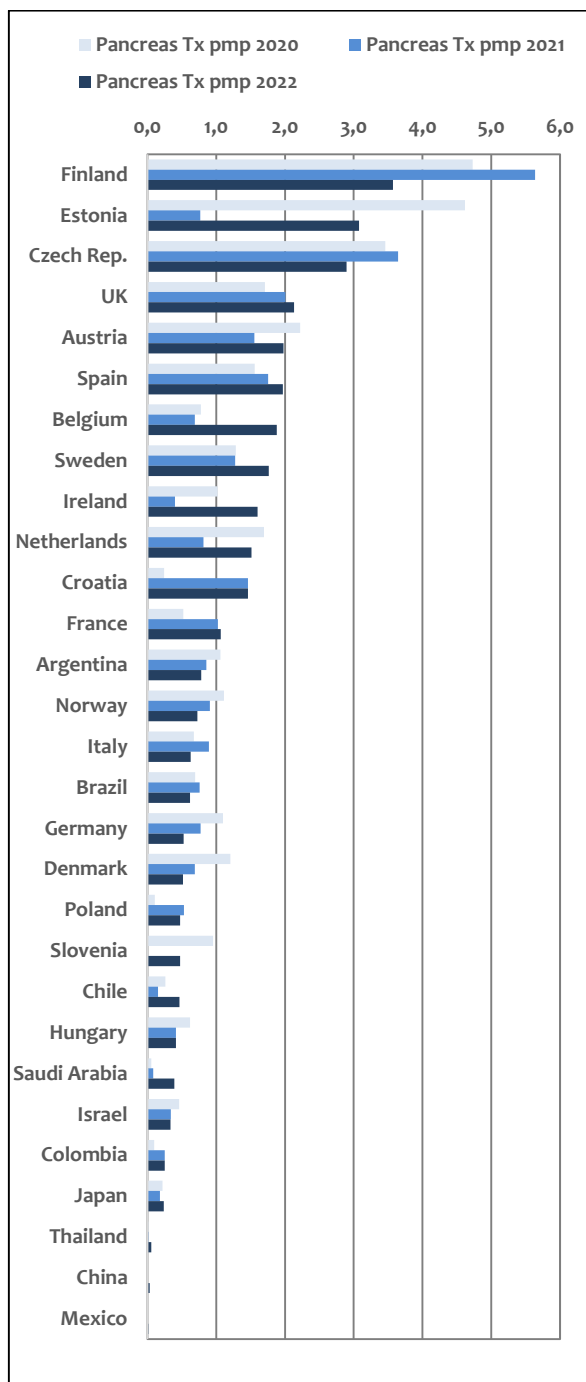
COUNTRY	2020		2021		2022	
	N	PMP	N	PMP	N	PMP
Argentina	94	2.1	114	2.5	110	2.4
Austria	59	6.6	59	6.6	62	6.8
Belgium	54	4.7	52	4.5	63	5.4
Brazil	308	1.4	334	1.6	362	1.7
Bulgaria	1	0.1	2	0.3	2	0.3
Chile	17	0.9	28	1.5	40	2.1
China	557	0.4	738	0.5	710	0.5
Colombia	67	1.3	69	1.3	81	1.6
Costa Rica	2	0.4	1	0.2	4	0.8
Croatia	25	6.1	34	8.3	38	9.3
Czech Rep.	72	6.7	74	6.9	81	7.6
Denmark	33	5.7	24	4.1	27	4.7
Ecuador	0	0.0	3	0.2	13	0.7
Finland	22	4.0	22	4.0	19	3.4
France	378	5.8	415	6.3	419	6.4
Germany	339	4.0	329	3.9	356	4.2
Hungary	45	4.6	34	3.5	40	4.2
Ireland	9	1.8	10	2.0	10	2.0
Israel	20	2.3	24	2.7	32	3.6
Italy	238	3.9	252	4.2	254	4.2
Japan	54	0.4	59	0.5	79	0.6
Kazakhstan	2	0.1	2	0.1	4	0.2
Kuwait	0	0.0	0	0.0	1	0.2
Mexico	9	0.1	26	0.2	42	0.3
Netherlands	41	2.4	44	2.6	51	3.0
Norway	30	5.6	23	4.2	30	5.5
Panama	0	0.0	0	0.0	1	0.2
Paraguay	5	0.7	5	0.7	6	0.8
Poland	145	3.8	200	5.3	173	4.6
Romania	4	0.2	3	0.2	7	0.4
Saudi Arabia	28	0.8	48	1.4	41	1.1
Serbia	1	0.1	1	0.1	0	0.0
Slovenia	24	11.4	17	8.1	29	13.8
Spain	278	5.9	302	6.5	311	6.7
Sweden	54	5.3	66	6.5	55	5.4
Thailand	33	0.5	24	0.3	31	0.4
UK	179	2.6	169	2.5	202	2.9
Uruguay	11	3.1	7	2.0	8	2.3

Lung transplants



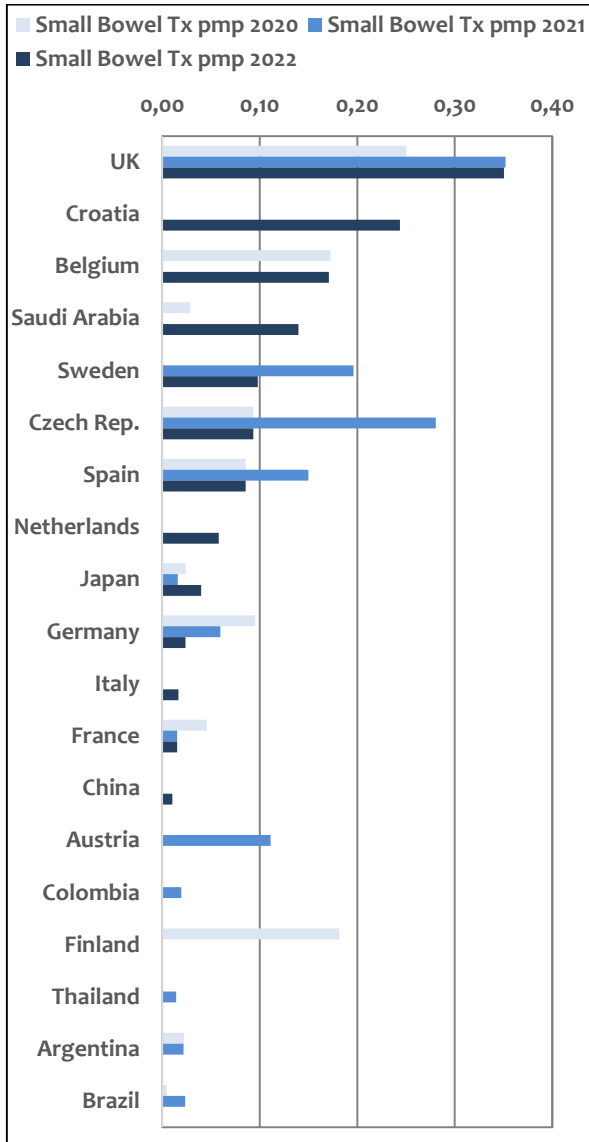
COUNTRY	2020		2021		2022	
	N	PMP	N	PMP	N	PMP
Argentina	21	0.5	37	0.8	33	0.7
Austria	100	11.1	123	13.7	102	11.2
Belgium	93	8.0	94	8.1	95	8.1
Brazil	65	0.3	84	0.4	106	0.5
Chile	20	1.0	22	1.1	30	1.6
China	513	0.4	775	0.5	798	0.5
Colombia	12	0.2	21	0.4	27	0.5
Costa Rica	3	0.6	2	0.4	4	0.8
Croatia	0	0.0	9	2.2	10	2.4
Czech Rep.	35	3.3	52	4.9	54	5.0
Denmark	29	5.0	22	3.8	23	4.0
Estonia	0	0.0	2	1.5	3	2.3
Finland	21	3.8	24	4.4	20	3.6
France	291	4.5	322	4.9	342	5.2
Germany	344	4.1	283	3.4	254	3.0
Hungary	17	1.8	14	1.5	12	1.3
Ireland	16	3.3	20	4.0	18	3.6
Israel	34	3.9	55	6.3	61	6.9
Italy	115	1.9	117	1.9	138	2.3
Japan	75	0.6	93	0.7	108	0.9
Kazakhstan	2	0.1	0	0.0	3	0.2
Mexico	0	0.0	6	0.0	11	0.1
Netherlands	87	5.1	92	5.3	122	7.1
Norway	28	5.2	24	4.4	31	5.6
Poland	51	1.3	68	1.8	93	2.5
Qatar	0	0.0	1	0.3	2	0.7
Romania	1	0.1	1	0.1	2	0.1
Saudi Arabia	20	0.6	32	0.9	38	1.1
Slovenia	16	7.6	15	7.1	10	4.8
Spain	336	7.2	362	7.8	415	8.9
Sweden	51	5.0	51	5.0	50	4.9
UK	99	1.5	105	1.5	95	1.4
Uruguay	4	1.1	2	0.6	4	1.1

Pancreas transplants



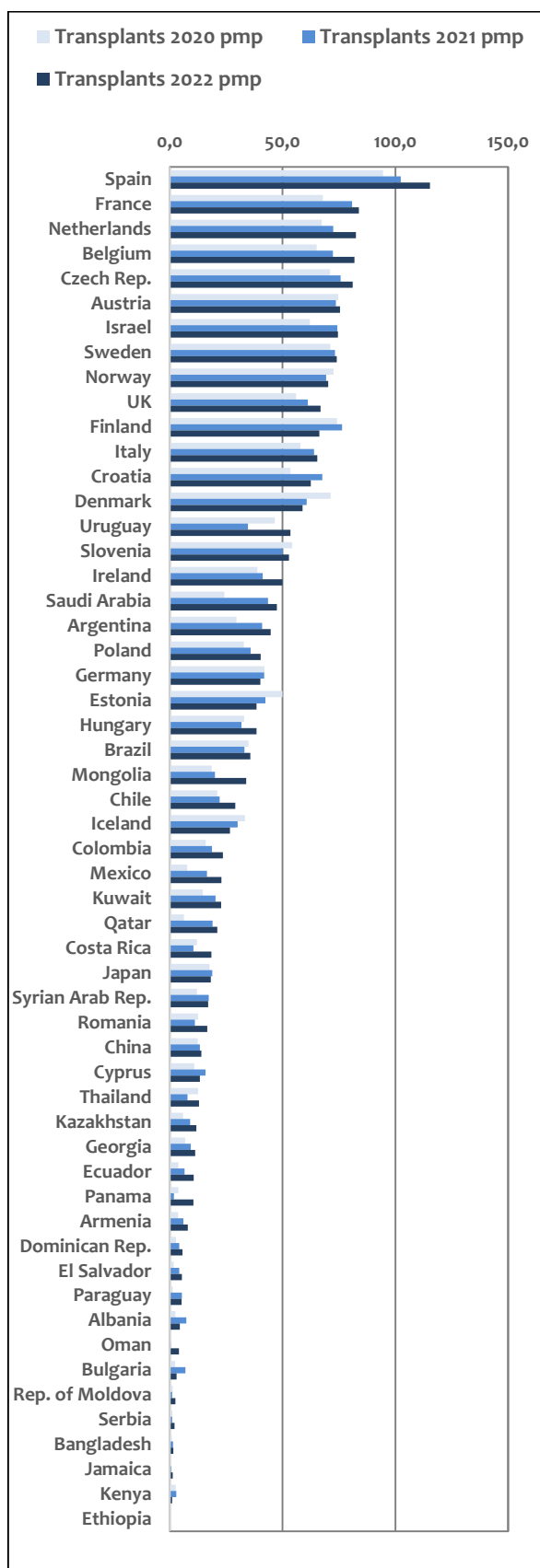
COUNTRY	2020		2021		2022	
	N	PMP	N	PMP	N	PMP
Argentina	48	1.1	39	0.9	36	0.8
Austria	20	2.2	14	1.6	18	2.0
Belgium	9	0.8	8	0.7	22	1.9
Brazil	148	0.7	162	0.8	133	0.6
Chile	5	0.3	3	0.2	9	0.5
China					45	0.0
Colombia	5	0.1	13	0.3	13	0.3
Croatia	1	0.2	6	1.5	6	1.5
Czech Rep.	37	3.5	39	3.6	31	2.9
Denmark	7	1.2	4	0.7	3	0.5
Estonia	6	4.6	1	0.8	4	3.1
Finland	26	4.7	31	5.6	20	3.6
France	34	0.5	67	1.0	70	1.1
Germany	92	1.1	65	0.8	44	0.5
Hungary	6	0.6	4	0.4	4	0.4
Ireland	5	1.0	2	0.4	8	1.6
Israel	4	0.5	3	0.3	3	0.3
Italy	41	0.7	54	0.9	38	0.6
Japan	28	0.2	23	0.2	30	0.2
Mexico	0	0.0	0	0.0	2	0.0
Netherlands	29	1.7	14	0.8	26	1.5
Norway	6	1.1	5	0.9	4	0.7
Poland	4	0.1	20	0.5	18	0.5
Saudi Arabia	2	0.1	3	0.1	14	0.4
Slovenia	2	1.0	0	0.0	1	0.5
Spain	73	1.6	82	1.8	92	2.0
Sweden	13	1.3	13	1.3	18	1.8
Thailand	1	0.0	1	0.0	4	0.1
UK	116	1.7	137	2.0	146	2.1

Small Bowel transplants



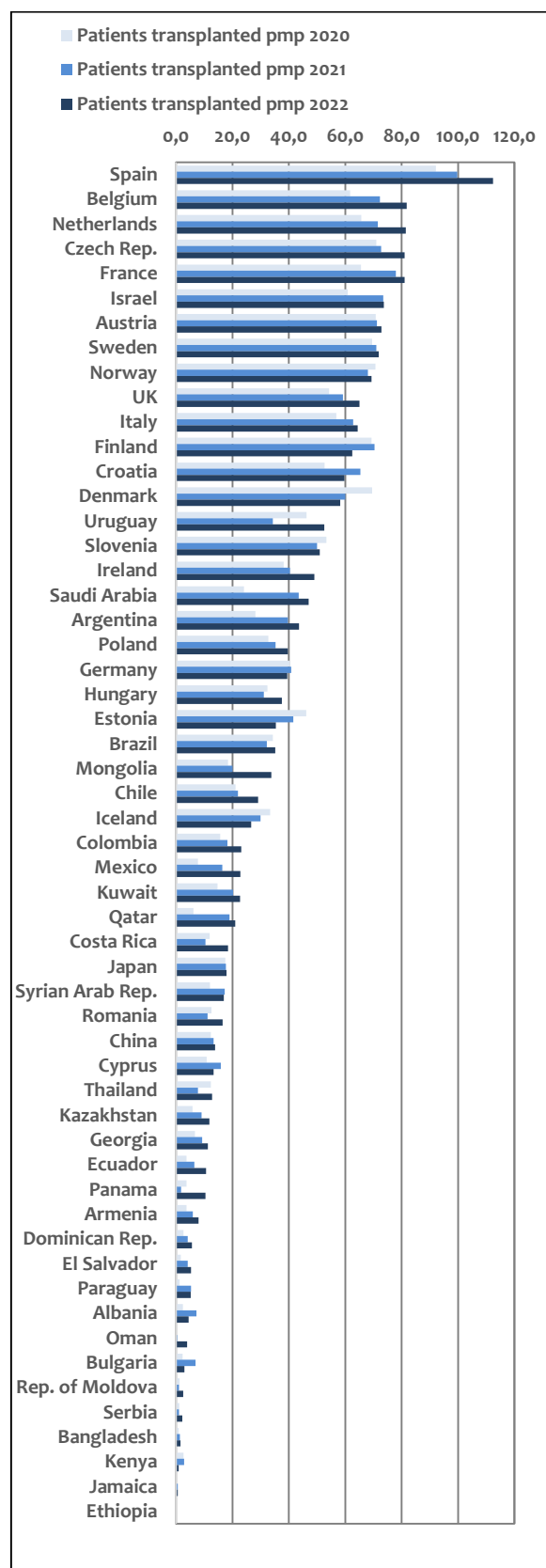
COUNTRY	2020		2021		2022	
	N	PMP	N	PMP	N	PMP
Argentina	1	0.0	1	0.0	1	0.0
Austria	0	0.0	1	0.1	0	0.0
Belgium	2	0.2	0	0.0	2	0.2
Brazil	1	0.0	5	0.0		
China					15	0.0
Colombia	0	0.0	1	0.0	0	0.0
Croatia	0	0.0	0	0.0	1	0.2
Czech Rep.	1	0.1	3	0.3	1	0.1
Finland	1	0.2	0	0.0	0	0.0
France	3	0.0	1	0.0	1	0.0
Germany	8	0.1	5	0.1	2	0.0
Italy	0	0.0	0	0.0	1	0.0
Japan	3	0.0	2	0.0	5	0.0
Netherlands	0	0.0			1	0.1
Saudi Arabia	1	0.0	0	0.0	5	0.1
Spain	4	0.1	7	0.1	4	0.1
Sweden	0	0.0	2	0.2	1	0.1
Thailand	0	0.0	1	0.0	0	0.0
UK	17	0.3	24	0.4	24	0.4

Total transplants



COUNTRY	2020		2021		2022	
	N	PMP	N	PMP	N	PMP
Albania	7	2.4	21	7.2	130	4.5
Argentina	1334	29.5	1866	40.9	2057	44.7
Armenia	11	3.7	18	6.0	24	8.0
Austria	672	74.7	662	73.6	687	75.5
Bangladesh	155	0.9	228	1.4	269	1.6
Belgium	756	65.2	839	72.3	957	81.8
Brazil	7427	34.9	7088	33.1	7679	35.6
Bulgaria	16	2.3	48	7.0	20	2.9
Chile	402	21.0	424	22.1	561	29.1
China	17949	12.4	19386	13.3	20333	14.0
Colombia	809	15.9	956	18.6	1210	23.5
Costa Rica	61	12.0	53	10.4	96	18.5
Croatia	219	53.4	277	67.6	256	62.4
Cyprus	13	10.8	19	15.8	16	13.3
Czech Rep.	760	71.0	810	75.7	867	81.0
Denmark	413	71.2	352	60.7	341	58.8
Dominican Rep.	30	2.8	46	4.2	62	5.6
Ecuador	66	3.8	117	6.5	192	10.6
El Salvador	11	1.7	27	4.2	35	5.3
Estonia	65	50.0	55	42.3	50	38.5
Ethiopia	8	0.1	0	0.0	9	0.1
Finland	408	74.2	420	76.4	371	66.3
France	4429	67.8	5282	80.8	5503	83.9
Georgia	27	6.8	37	9.3	45	11.3
Germany	3518	42.0	3508	41.8	3370	40.2
Hungary	320	33.0	305	31.8	369	38.4
Iceland	10	33.3	9	30.0	8	26.7
Ireland	190	38.8	206	41.2	250	50.0
Israel	540	62.1	654	74.3	663	74.5
Italy	3503	57.9	3862	63.9	3942	65.4
Jamaica			2	0.7	4	1.3
Japan	2237	17.7	2370	18.8	2284	18.2
Kazakhstan	110	5.9	171	9.0	226	11.8
Kenya	142	2.6	160	2.9	55	1.0
Kuwait	63	14.7	87	20.2	100	22.7
Mexico	994	7.7	2141	16.4	3006	22.8
Mongolia	61	18.5	66	20.0	115	33.8
Netherlands	1152	67.4	1247	72.5	1419	82.5
Norway	392	72.6	381	69.3	386	70.2
Oman	0	0.0	2	0.4	21	4.0
Panama	16	3.7	8	1.8	46	10.5
Paraguay	9	1.3	38	5.3	38	5.2
Poland	1242	32.9	1355	35.8	1520	40.3
Qatar	18	6.2	55	19.0	63	21.0
Rep. of Moldova	5	1.3	4	1.0	10	2.5
Romania	241	12.6	213	11.2	314	16.5
Saudi Arabia	842	24.2	1538	43.6	1698	47.4
Serbia	10	1.1	9	1.0	18	2.1
Slovenia	114	54.3	105	50.0	111	52.9
Spain	4427	94.6	4781	102.4	5385	115.3
Sweden	719	71.2	747	73.2	755	74.0
Syrian Arab Rep.	211	12.1	315	17.2	329	17.0
Thailand	872	12.5	548	7.8	904	12.9
UK	3801	56.0	4173	61.2	4581	66.9
Uruguay	163	46.6	121	34.6	187	53.4

Patients transplanted



COUNTRY	2020		2021		2022	
	N	PMP	N	PMP	N	PMP
Albania	7	2.4	21	7.2	13	4.5
Argentina	1273	28.2	1808	39.6	2004	43.6
Armenia	11	3.7	18	6.0	24	8.0
Austria	637	70.8	641	71.2	663	72.9
Bangladesh	155	0.9	228	1.4	269	1.6
Belgium	716	61.7	839	72.3	957	81.8
Brazil	7290	34.3	6879	32.1	7569	35.1
Bulgaria	16	2.3	48	7.0	20	2.9
Chile	402	21.0	422	22.0	561	29.1
China	17897	12.4	19326	13.3	20244	13.9
Colombia	799	15.7	937	18.3	1190	23.1
Costa Rica	61	12.0	53	10.4	96	18.5
Croatia	216	52.7	268	65.4	245	59.8
Cyprus	13	10.8	19	15.8	16	13.3
Czech Rep.	760	71.0	778	72.7	867	81.0
Denmark	403	69.5	348	60.0	338	58.3
Dominican Rep.	29	2.7	46	4.2	62	5.6
Ecuador	66	3.8	117	6.5	192	10.6
El Salvador	11	1.7	27	4.2	35	5.3
Estonia	60	46.2	54	41.5	46	35.4
Ethiopia	8	0.1	0	0.0	9	0.1
Finland	381	69.3	387	70.4	350	62.5
France	4283	65.6	5097	77.9	5314	81.0
Georgia	27	6.8	37	9.3	45	11.3
Germany	3384	40.4	3422	40.8	3311	39.5
Hungary	314	32.4	299	31.1	360	37.5
Iceland	10	33.3	9	30.0	8	26.7
Ireland	187	38.2	202	40.4	245	49.0
Israel	530	60.9	647	73.5	656	73.7
Italy	3437	56.8	3795	62.8	3886	64.4
Jamaica	2	0.7	2	0.7	2	0.7
Japan	2209	17.5	2235	17.7	2247	17.9
Kazakhstan	110	5.9	171	9.0	226	11.8
Kenya	142	2.6	160	2.9	55	1.0
Kuwait	63	14.7	87	20.2	100	22.7
Mexico	997	7.7	2139	16.4	3000	22.8
Mongolia	61	18.5	66	20.0	115	33.8
Netherlands	1124	65.7	1231	71.6	1402	81.5
Norway	382	70.7	374	68.0	381	69.3
Oman	0	0.0	2	0.4	21	4.0
Panama	16	3.7	8	1.8	46	10.5
Paraguay	9	1.3	38	5.3	38	5.2
Poland	1236	32.7	1333	35.3	1495	39.7
Qatar	18	6.2	55	19.0	63	21.0
Rep. of Moldova	5	1.3	4	1.0	10	2.5
Romania	241	12.6	213	11.2	314	16.5
Saudi Arabia	840	24.1	1535	43.5	1684	47.0
Serbia	10	1.1	9	1.0	19	2.2
Slovenia	112	53.3	105	50.0	107	51.0
Spain	4315	92.2	4655	99.7	5251	112.4
Sweden	702	69.5	724	71.0	733	71.9
Syrian Arab Rep.	211	12.1	315	17.2	329	17.0
Thailand	862	12.3	542	7.7	894	12.8
UK	3686	54.3	4038	59.2	4453	65.0
Uruguay	162	46.3	120	34.3	184	52.6